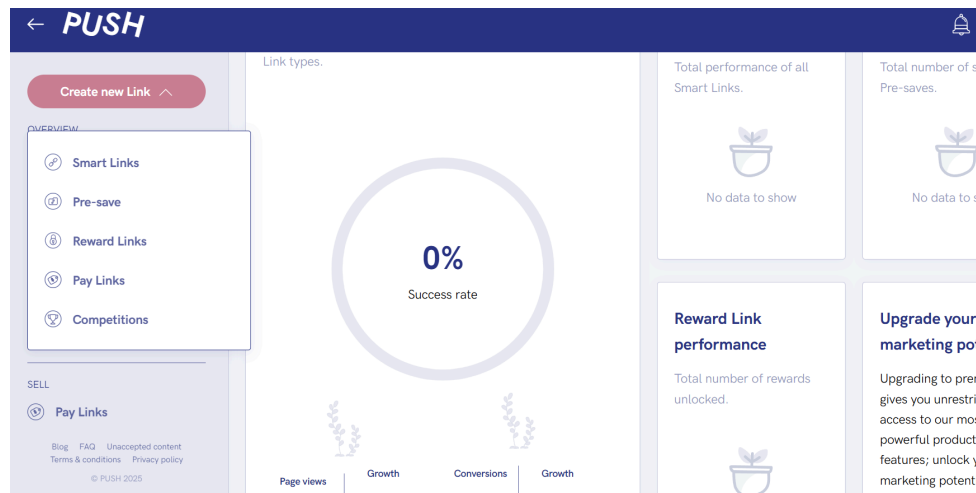


# How to promote your Social Media platforms, using Push?:

## Step 1:

Click on “Create New Link”






Then click on “Reward Links”



## Step 2:

Click on “Lock In Listeners”

Please select the type of Reward Link you want to create. Each template is suited to suit pre-designed template or start from a blank canvas.

 <b>Lock In Listeners</b> Ask listeners to stream your songs, like your playlists or follow your pages.	 <b>Boost Pre-saves</b>  Ask fans to Pre-save your upcoming release in exchange for a digital gift.
 <b>Discount Code Reward</b> Give engaged followers and loyal audiences discount codes to say	 <b>Exclusive Music Downloads</b> Fans can complete actions in exchai for your exclusive, unreleased music

[board/unlocks/lock-in-listeners/create](#)

## Step 3:

Check the correct reward for the viewers to unlock the download, “Unlock Downloadable Files”.

Start the process by deciding what kind of reward or content you want to offer your fans - maybe your own music, early access to event tickets or a discount code for your next merchandise drop!

☒ **Unlock downloadable files** ...of any kind! This includes MP3 files, images, or flyers.

☐ **Unlock a secret message** This could be a coupon code, discount code or exclusive information.

☐ **Unlock a secret URL** think secret live streams, pre-release tickets & early shop drops.

#### Step 4:

Upload your desired mp3 file.

STEP 2 OF 6

### Upload files

You can upload any type of digital file to your link. This will be the content that your audience unlocks. Be aware that the name of your file at the point of upload will be the title of the file that your fans see.



 **Upload files**

Drag & drop your files here to upload or

Select files


#### Step 5:

Fill in all the requirements, name of the download gate, title, description etc.

<p><b>Reward Link title</b></p> <input type="text" value="Your artist name - title of your track"/>	 <p><b>Your artist name - title of your track</b></p>
<p><b>Reward Link description</b> ⓘ</p> <p>Add a description to your link to tell your audience more about your reward and what they have to do to unlock the bounty.</p>	
<p><b>Reward Link URL</b></p> <input type="text" value="https://push.fm/cu/qiyajufc"/>	
<p><b>Feature image</b></p> <div>  Upload feature image         </div>	

### Step 6:

Scroll down and the platform in which you would like the users to follow/subscribe your social media page.

6.  YouTube Close

☒ **Subscribe to download file**

Get new YouTube Subscribers and a bigger digital audience for your video based content, you'll also be able to gain insights on your fan base and new followers.

**Heads up:** We are no longer able to force fans to subscribe to a YouTube channel, as it violates section III.F.3.c of YouTube's developer policies. Instead, this action will link users to your YouTube channel page, where they can optionally click the subscribe button.

**YouTube Channel**

Click submit and PUSH will update on your submission approval. You can then copy the link to your download gate to website platform such as [Fameindie.com](https://fameindie.com) to get extra boost in your download gate, and grow your social media platform. We wish you good luck in your artistic journey!

*Fame Indie.*